

Programming Languages and Compilers (CS 421)

Elsa L Gunter

2112 SC, UIUC

<http://www.cs.uiuc.edu/class/fa05/cs421/current/>

Based in part on slides by Mattox Beckman, as updated by Vikram Adve and Gul Agha

LR Parsing

- Read tokens left to right (L)
- Create a rightmost derivation (R)
- How is this possible?
- Start at the bottom (left) and work your way up
- Last step has only one non-terminal to be replaced so is right-most
- Working backwards, replace mixed strings by non-terminals
- Always proceed so that there are no non-terminals to the right of the string to be replaced

Elsa L. Gunter

Example: $\langle \text{Sum} \rangle = 0 \mid 1 \mid (\langle \text{Sum} \rangle) \mid \langle \text{Sum} \rangle + \langle \text{Sum} \rangle$

$\langle \text{Sum} \rangle \Rightarrow$

$= \bullet (0 + 1) + 0$ shift

Elsa L. Gunter

Example: $\langle \text{Sum} \rangle = 0 \mid 1 \mid (\langle \text{Sum} \rangle) \mid \langle \text{Sum} \rangle + \langle \text{Sum} \rangle$

$\langle \text{Sum} \rangle \Rightarrow$

$= (\bullet 0 + 1) + 0$ shift
 $= \bullet (0 + 1) + 0$ shift

Elsa L. Gunter

Example: $\langle \text{Sum} \rangle = 0 \mid 1 \mid (\langle \text{Sum} \rangle) \mid \langle \text{Sum} \rangle + \langle \text{Sum} \rangle$

$\langle \text{Sum} \rangle \Rightarrow$

$\Rightarrow (0 \bullet + 1) + 0$ reduce
 $= (\bullet 0 + 1) + 0$ shift
 $= \bullet (0 + 1) + 0$ shift

Elsa L. Gunter

Example: $\langle \text{Sum} \rangle = 0 \mid 1 \mid (\langle \text{Sum} \rangle) \mid \langle \text{Sum} \rangle + \langle \text{Sum} \rangle$

$\langle \text{Sum} \rangle \Rightarrow$

$= (\langle \text{Sum} \rangle \bullet + 1) + 0$ shift
 $\Rightarrow (0 \bullet + 1) + 0$ reduce
 $= (\bullet 0 + 1) + 0$ shift
 $= \bullet (0 + 1) + 0$ shift

Elsa L. Gunter

Example

$$(0 + 1) + 0$$

Elsa L. Gunter



Example

$$\langle \text{Sum} \rangle$$
$$(\overset{\text{Sum}}{\circlearrowleft} 0 + 1) + 0$$

Elsa L. Gunter



Example

$$\langle \text{Sum} \rangle$$
$$(\overset{\text{Sum}}{\circlearrowleft} 0 + 1) + 0$$

Elsa L. Gunter



Example

$$\langle \text{Sum} \rangle$$
$$(\overset{\text{Sum}}{\circlearrowleft} 0 + 1) + 0$$

Elsa L. Gunter



Example

$$\langle \text{Sum} \rangle$$
$$\langle \text{Sum} \rangle$$
$$(\overset{\text{Sum}}{\circlearrowleft} 0 + \overset{\text{Sum}}{\circlearrowleft} 1) + 0$$

Elsa L. Gunter



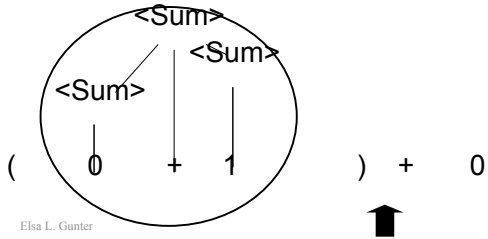
Example

$$\langle \text{Sum} \rangle$$
$$\langle \text{Sum} \rangle$$
$$\langle \text{Sum} \rangle$$
$$(\overset{\text{Sum}}{\circlearrowleft} 0 + \overset{\text{Sum}}{\circlearrowleft} 1) + 0$$

Elsa L. Gunter

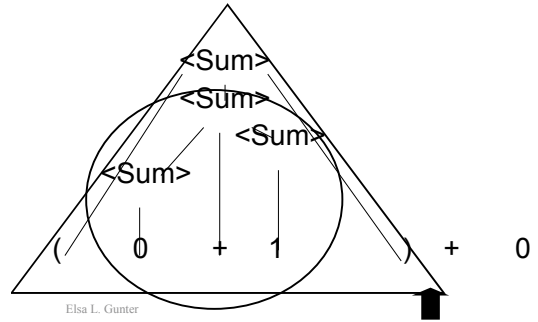


Example



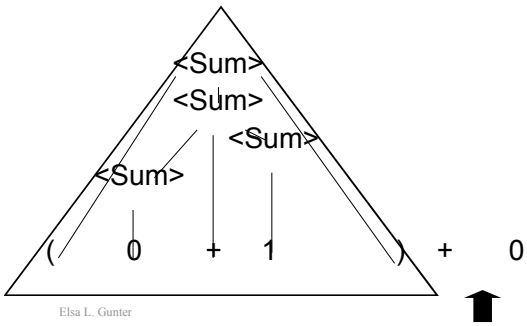
Elsa L. Gunter

Example



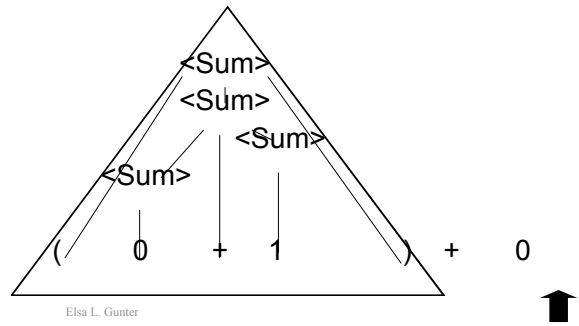
Elsa L. Gunter

Example



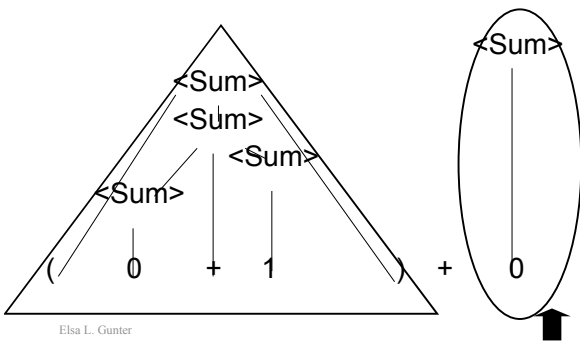
Elsa L. Gunter

Example



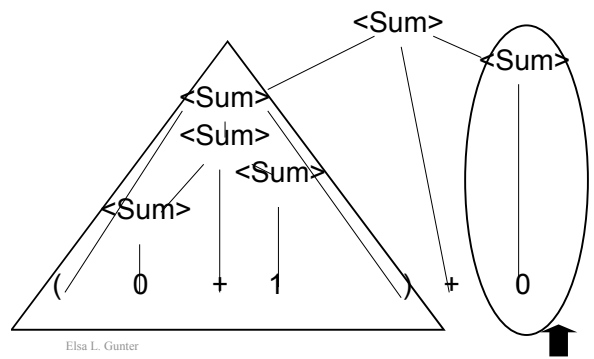
Elsa L. Gunter

Example



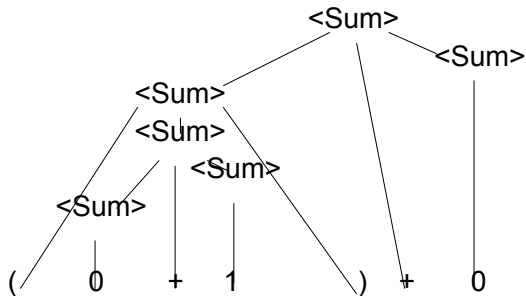
Elsa L. Gunter

Example



Elsa L. Gunter

Example



Elsa L. Gunter

LR Parsing Tables

- Build a pair of tables, Action and Goto, from the grammar
 - This is the hardest part, we omit here
 - Rows labeled by states
 - For Action, columns labeled by terminals and “end-of-tokens” marker
 - (more generally strings of terminals of fixed length)
 - For Goto, columns labeled by non-terminals

Elsa L. Gunter

Action and Goto Tables

- Given a state and the next input, Action table says either
 - **shift** and go to state n , or
 - **reduce** by production k (explained in a bit)
 - **accept** or **error**
- Given a state and a non-terminal, Goto table says
 - go to state m

Elsa L. Gunter

LR(i) Parsing Algorithm

- Based on push-down automata
- Uses states and transitions (as recorded used in Action and Goto tables)
- Uses a stack containing states and terminals and non-terminals

Elsa L. Gunter

LR(i) Parsing Algorithm

0. Insure token stream ends in special “end-of-tokens” symbol
1. Start in state 1 with an empty stack
2. Push **state**(1) onto stack
- ➔ 3. Look at next i tokens from token stream ($toks$) (don’t remove yet)
4. If top symbol on stack is **state**(n), look up action in Action table at (n , $toks$)

Elsa L. Gunter

LR(i) Parsing Algorithm

5. If action = **shift** m ,
 1. Remove the top token from token stream and push it onto the stack
 2. Push **state**(m) onto stack
 3. Go to step 3

Elsa L. Gunter

LR(i) Parsing Algorithm

6. If action = **reduce** k where production k is $E ::= u$
1. Remove $2 * \text{length}(u)$ symbols from stack (u and all the interleaved states)
 2. If new top symbol on stack is **state**(m), look up new state p in $\text{Goto}(m,E)$
 3. Push E onto the stack, then push **state**(p) onto the stack
 4. Go to step 3

Elsa L. Gunter

LR(i) Parsing Algorithm

7. If action = **accept**
- Stop parsing, return success
8. If action = **error**,
- Stop parsing, return failure

Elsa L. Gunter

Adding Synthesized Attributes

- Add to each **reduce** a rule for calculating the new synthesized attribute from the component attributes
- Add to each non-terminal pushed onto the stack, the attribute calculated for it
- When performing a **reduce**,
 - gather the recorded attributes from each non-terminal popped from stack
 - Compute new attribute for non-terminal pushed onto stack

Elsa L. Gunter

Shift-Reduce Conflicts

- **Problem:** can't decide whether the action for a state and input character should be **shift** or **reduce**
- Caused by ambiguity in grammar
- Usually caused by lack of associativity or precedence information in grammar

Elsa L. Gunter

Example: $\langle \text{Sum} \rangle = 0 \mid 1 \mid (\langle \text{Sum} \rangle) \mid \langle \text{Sum} \rangle + \langle \text{Sum} \rangle$

● $0 + 1 + 0$ shift
-> $0 \bullet + 1 + 0$ reduce
-> $\langle \text{Sum} \rangle \bullet + 1 + 0$ shift
-> $\langle \text{Sum} \rangle + \bullet 1 + 0$ shift
-> $\langle \text{Sum} \rangle + 1 \bullet + 0$ reduce
-> $\langle \text{Sum} \rangle + \langle \text{Sum} \rangle \bullet + 0$

Elsa L. Gunter

Example - cont

Problem: shift or reduce?
You can shift-shift-reduce-reduce or
reduce-shift-shift-reduce
Shift first - right associative
Reduce first- left associative

Elsa L. Gunter

Reduce - Reduce Conflicts

- Problem: can't decide between two different rules to reduce by
- Again caused by ambiguity in grammar
- Symptom: RHS of one production suffix of another
- Usually requires examining grammar and rewriting it

Elsa L. Gunter

Example

- $S ::= A \mid aB$ $A ::= abc$ $B ::= bc$

● abc shift
a ● bc shift
ab ● c shift
abc ●

- Problem: reduce by $B ::= bc$ then by $S ::= aB$, or by $A ::= abc$ then $S ::= A$?

Elsa L. Gunter

Using Ocamllyacc

- Input attribute grammar is put in file `<grammar>.mly`
- Execute
`ocamllyacc <grammar>.mly`
- Produces code for parser in `<grammar>.ml`
and interface (including type declaration for tokens) in `<grammar>.mli`

Elsa L. Gunter

Parser Code

- `<grammar>.ml` defines one parsing function per entry point
- Parsing function takes a lexing function (lexer buffer to token) and a lexer buffer
- Returns semantic attribute of corresponding entry point

Elsa L. Gunter

Ocamllyacc Input

- File format:
`%{`
 `<header>`
`%}`
 `<declarations>`
`%%`
 `<rules>`
`%%`
 `<trailer>`

Elsa L. Gunter

Ocamllyacc `<header>`

- Contains arbitrary Ocaml code
- Typically used to give types and functions needed for the semantic actions of rules and to give specialized error recovery
- May be omitted
- `<footer>` similar. Possibly used to call parser

Elsa L. Gunter

Ocamlyacc <declarations>

- `%token symbol ... symbol`
Declare given symbols as tokens
- `%token <type> symbol ... symbol`
Declare given symbols as token constructors, taking an argument of type `type`
- `%start symbol ... symbol`
Declare given symbols as entry points; functions of same names in `<grammar>.ml`

Elsa L. Gunter

Ocamlyacc <declarations>

- `%type <type> symbol ... symbol`
Specify type of attributes for given symbols. Mandatory for start symbol
- `%left symbol ... symbol`
- `%right symbol ... symbol`
- `%nonassoc symbol ... symbol`
Associate precedences and associativities to given symbols. Same line, same precedence; earlier line, lower precedence (broadest scope)

Elsa L. Gunter

Ocamlyacc <rules>

- `nonterminal :`
`symbol ... symbol { semantic_action }`
| ...
| `symbol ... symbol { semantic_action }`
;
- Semantic actions are arbitrary Ocaml expressions
- Must be of same type as declared (or inferred) for `nonterminal`
- Access values semantic attributes of symbols by position: \$1 for first symbol, \$2 to second ...

Elsa L. Gunter

Example - Base types

```
(* File: expr.ml *)
type expr =
  Term_as_Expr of term
  | Plus_Expr of (term * expr)
  | Minus_Expr of (term * expr)
and term =
  Factor_as_Term of factor
  | Mult_Term of (factor * term)
  | Div_Term of (factor * term)
and factor =
  Id_as_Factor of string
  | Parenthesized_Expr_as_Factor of expr
```

Elsa L. Gunter

Example - Lexer (exprlex.mll)

```
{ (*open Exprparse*) }
let numeric = ['0' - '9']
let letter = ['a' - 'z' 'A' - 'Z']
rule token = parse
  | "+" {Plus_token}
  | "-" {Minus_token}
  | "*" {Times_token}
  | "/" {Divide_token}
  | "(" {Left_parenthesis}
  | ")" {Right_parenthesis}
  | letter (letter|numeric|"_")* as id {Id_token id}
  | [' '\t' '\n'] {token lexbuf}
```

Elsa L. Gunter

Example - Parser (exprparse.mly)

```
%{ (*open Expr*)
%}
%token <string> Id_token
%token Left_parenthesis Right_parenthesis
%token Times_token Divide_token
%token Plus_token Minus_token
%token EOL
%start main
%type <expr> main
%%
```

Elsa L. Gunter

Example - Parser (exprparse.mly)

```
expr:
  term
  { Term_as_Expr $1 }
| term Plus_token expr
  { Plus_Expr ($1, $3) }
| term Minus_token expr
  { Minus_Expr ($1, $3) }
```

Elsa L. Gunter

Example - Parser (exprparse.mly)

```
term:
  factor
  { Factor_as_Term $1 }
| factor Times_token term
  { Mult_Term ($1, $3) }
| factor Divide_token term
  { Div_Term ($1, $3) }
```

Elsa L. Gunter

Example - Parser (exprparse.mly)

```
factor:
  Id_token
  { Id_as_Factor $1 }
| Left_parenthesis expr Right_parenthesis
  { Parenthesized_Expr_as_Factor $2 }
main:
  | expr EOL
  { $1 }
```

Elsa L. Gunter

Example - Using Parser

```
# #use "expr.ml";
...
# #use "exprparse.ml";
...
# #use "exprlex.ml";
...
# let test s =
  let lexbuf = Lexing.from_string (s^"\n") in
  main token lexbuf;;
```

Elsa L. Gunter

Example - Using Parser

```
# test "a + b";;
- : expr =
Plus_Expr
(Factor_as_Term (Id_as_Factor "a"),
 Term_as_Expr (Factor_as_Term
 (Id_as_Factor "b")))
```

Elsa L. Gunter